

## Class I

### Lesson Plan: Unit I

#### Topic -: Formations of Alphabet and Blend Words.

**Brief Description:** This lesson plan will give awareness to students about the letter recognition and formation to form the letters correctly in capital, small, print letters and cursive letters.

Blending is a method used to help children learn to read by combining different sounds also known as phonemes, to form words.

#### **Specific Objectives**

The students will be able to

**S1.1** familiarize the alphabet. (Knowledge)

**S1.2** Recite and Identify. (Understanding)

**S1.3** Produce the sounds of the individual letters.  
(Application)

**S2.1** blend sounds together and how words are sounded.  
(Knowledge)

**S2.2** Long and unfamiliar words. (Understanding)

**S2.3** Read the new words. (Application)

#### **Behavioural Objectives :-**

Students will be able to

**B1.1** Can recite the Alphabet. (Application)

**B 1.2** Know the sound of each letter and can name objects that begin with the same letter. (Knowledge)

**B2.1** Can start with CVC (Consonant, Vowel, Consonant words such as cat, man, bat. (Application)

#### **Process /Activities: \_**

S1.1 B.1.1. Activity 1: Sing the ABC Song.

S1.2 S1.3 Activity 2: Introduce the letters with Flash cards.

S1.2 Activity 3: Trace the letters with finger and pencil.

S2.1 S2.2 B1.2 Activity 4: Review the letters with games.

S2.3 Activity 5: Do a letter practice worksheet.

B2.1 Activity 6: Use **Large Letter cards**:

3 children will be given large letter card and asked to stand together to make a word. The rest of the class say the sounds and read the word. Choose another trio of children to make a word if practicing CVC or more children if we are practicing CCVC or CVCC words.

B1.2 Activity 7: **Change the word – Full Circle**

Change one letter each time to make a different word.

Eg. Cat, cap, tap, tip, dip, pip, pat, cat – Full Circle!!!!

**Digital content to be used-**

<https://youtu.be/hq3yfQnlfQ>


<https://youtu.be/ygsx-75s0zk>

<https://youtu.be/BbS7KfgZ30s>

**Assessment Activity**

S1.2 S1.3 Alphabet Assessment Sheet

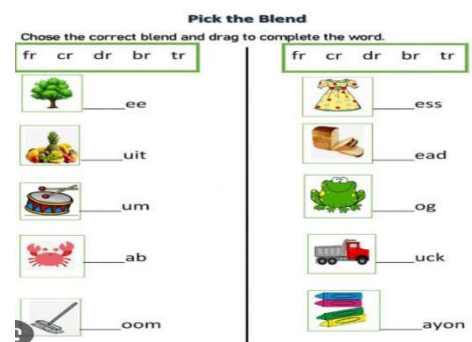

S1.2 Dot Marker Activity Worksheet



B1.2 The letters in my name Activity worksheet.

S2.1 S2.2 S2.3 Choose the correct picture to match the word worksheet.

S2.1 S2.2 S2.3 Choose the correct blend to complete the word as per the picture- Worksheet.



## Expected Learning Outcomes :-

Students will be able to

1. Understand the difference between lowercase and uppercase letters.
2. Students will be able to identify the letters of the alphabet through speaking, listening and reading.
3. Learn, write, read and understand the new vocabulary words.
4. Learners will be able to decode long and unfamiliar words when they are reading.

## Placement of objective, Instructional Activities and Assessment

| Topic/Duration/ Assessment<br>Topic: chapter name |                              |                      |  |                  |               |                |
|---|------------------------------|----------------------|--|------------------|---------------|----------------|
|   | Knowle<br>dge                | Underst<br>anding    | Application  | An<br>aly<br>sis | Synthesi<br>s | Evalua<br>tion |
| Objectives  | S1.1<br>S2.1<br>B1.1         | S1.2<br>S2.2<br>B1.2 | S1.3<br>S2.3<br>B2.1                                 |                  |               |                |
| Instruction<br>al<br>Activities                   | S1.1<br>S1.2<br>S1.3<br>B1.1 | S1.2                 | S2.1<br>S2.2<br>B1.2<br>S2.3<br>B2.1                 |                  |               |                |
| Assessme<br>nt                                    |                              |                      | S1.2<br>S1.3<br>S1.2<br>B1.2<br>S2.1<br>S2.2<br>S2.3 |                  |               |                |

## **REVIEW OF THE LESSON PLAN**

**(TO BE DONE WHEN THE LESSON PLAN GETS OVER)**

**Problem faced –**

**Success-**

**Failure-**

**Real Learning Outcomes**

**ELO-**

**Student's response/participation**

**Teacher's Learning**

**TO INCORPORATE IN TERM 2-**